

Abstract

8051 PROGRAM HC-PM51-V5

- It adopts USB2.0 interface, plug and play
- Support JTAG offline program
- Support SWD offline program
- Support ISP offline program
- The chip can be encrypted
- Strict protection of customer source program
- Support machine program
- Support offline button free automatic program
- Support firmware upgrade
- It supports loading and saving files in *.hex, *.bin, *.hcf



HC-PM51-V5

Contents

1	GET SOFTWARE AND HARDWARE	3
2	SOFTWARE INSTALLATION	4
3	SOLUTIONS TO SOFTWARE FAILURE	5
3.1	GET FILE	5
3.2	INSTALL VC ENVIRONMENT	5
3.3	INSTALL DIRECTX_REPAIR.....	7
4	VERSION DESCRIPTION	10

1 Get Software and Hardware

Software download :

http://www.holychip.cn/download.php?class_id=102103102

Hardware purchase :

<https://shop155767245.taobao.com/?spm=a230r.7195193.1997079397.1.6ec6570cRIIBgM>

2 Software installation

名称	修改日期	类型	大小
HC-PM51 V6.0.4.0.rar	2020/8/5 9:14	WinRAR 压缩文件	51,305 KB

Figure 2-1 portable software suit

名称	修改日期	类型	大小
DEV	2020/10/15 10:10	文件夹	
DII	2020/7/16 11:16	文件夹	
DOC	2020/7/16 11:16	文件夹	
Driver	2020/10/15 10:10	文件夹	
Firmware	2020/7/16 11:16	文件夹	
Program Files	2020/7/20 9:31	文件夹	
8051MCU.dll	2020/7/23 13:06	应用程序扩展	167 KB
HC-PM51.exe	2020/7/23 13:06	应用程序	1,800 KB
LinkDriver.dll	2020/7/23 13:06	应用程序扩展	39 KB
XListCtrlDDRU.dll	2019/5/24 18:23	应用程序扩展	91 KB

Figure 2-2 run HC-PM51.exe

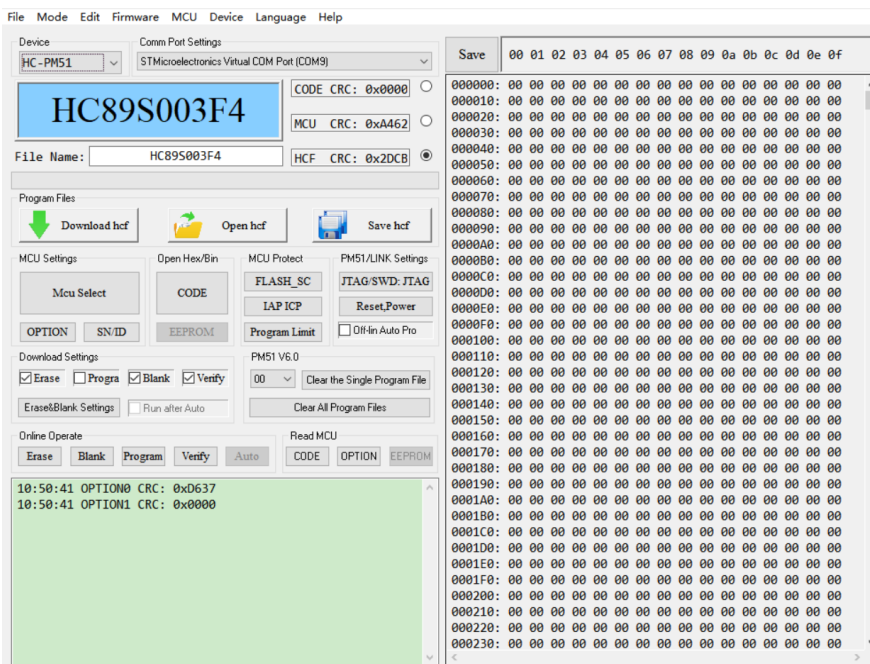


Figure 2-3 HC-PM51 Main UI, run success

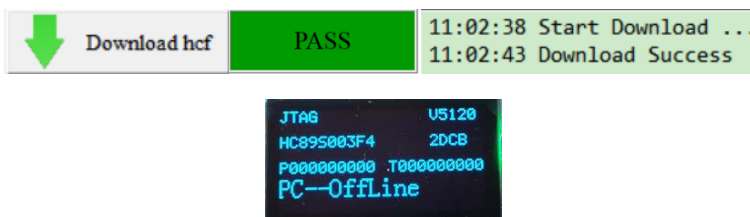


Figure 2-4 connect HC-PM51-V5, click "Download hcf" button, the download is successful

3 Solutions to Software Failure

3.1 Get File

URL: <https://pan.baidu.com/s/1pu9V4NPwFwF7rJRJZ-NLfg> Code: b86b。
 After the download is completed, two folders are extracted:
 "VC runtime collection v1.56_Ttrar" and "DirectX_Repair_3.7_Enhanced_XiaZaiBa".

3.2 Install VC Environment

Enter "VC runtime collection v1.56"_Ttrar "folder, double-click to run" VC runtime collection v1.56 "_ttrar.exe" .

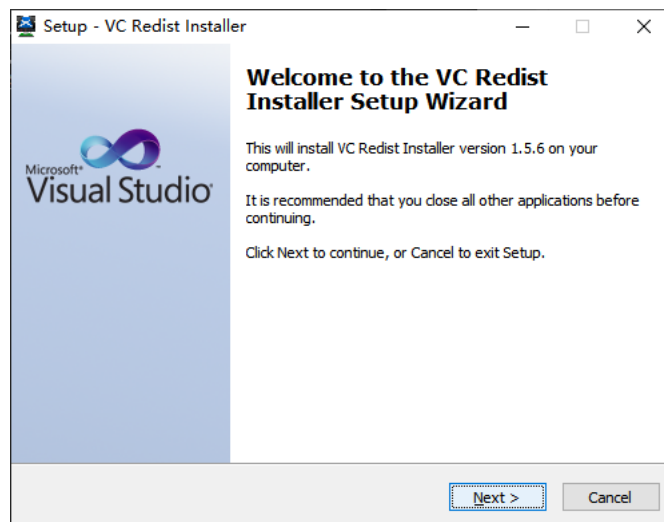


Figure 3.2-1 VC Redist Setup Wizard, click the "Next" button

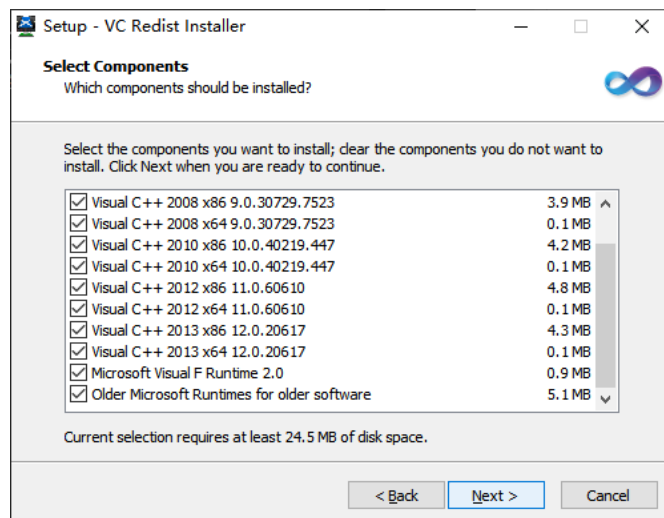


Figure 3.2-2 VC Redist Setup Wizard, click the "Next" button

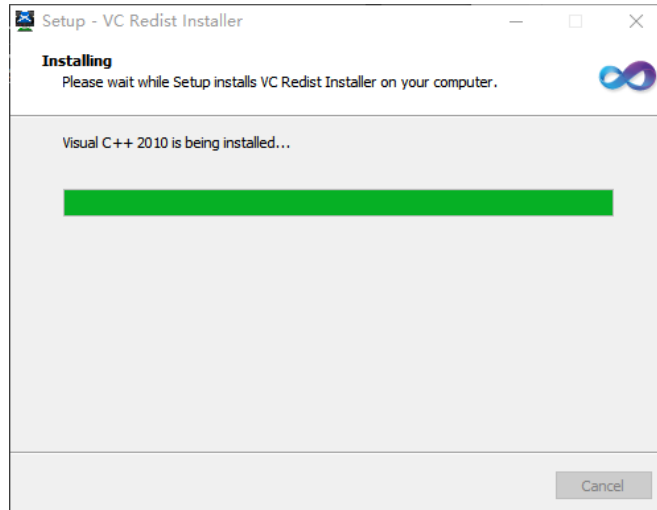


Figure 3.2-3 VC Redist is being installed...

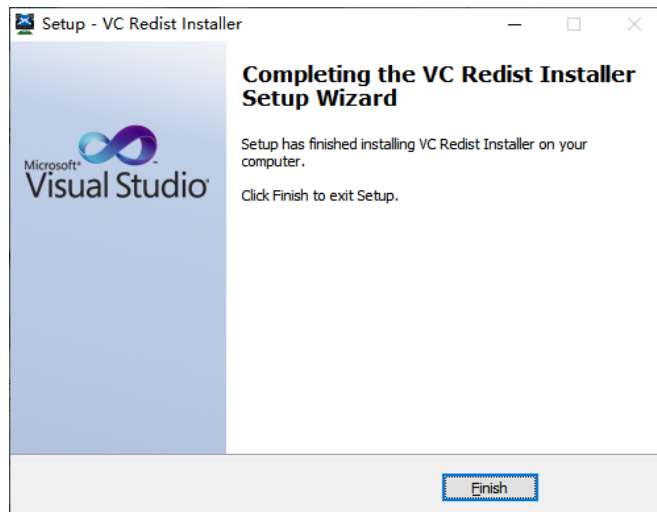


Figure 3.2-4 VC Redist Setup Wizard, click the "Finish" button

3. 3 Install DirectX_Repair

Enter DirectX_Repair_3.7_Enhanced_DirectX repair V3.7 (Enhanced Edition), a subfolder within the xiazaiba folder.

Win7 users install DirectX Repair.exe.

Win8 and win10 users install DirectX_Repair_win8_Win10.exe.

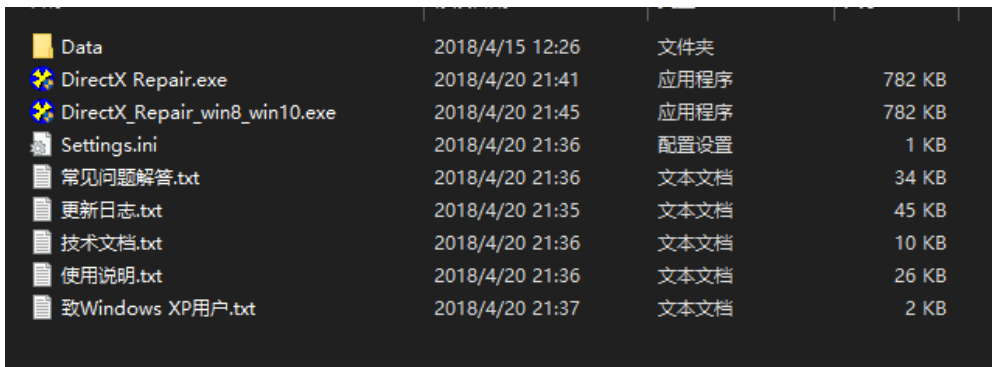


Figure 3.3-1 double click to run DirectX_Repair_win8_win10.exe (take win10 as an example)

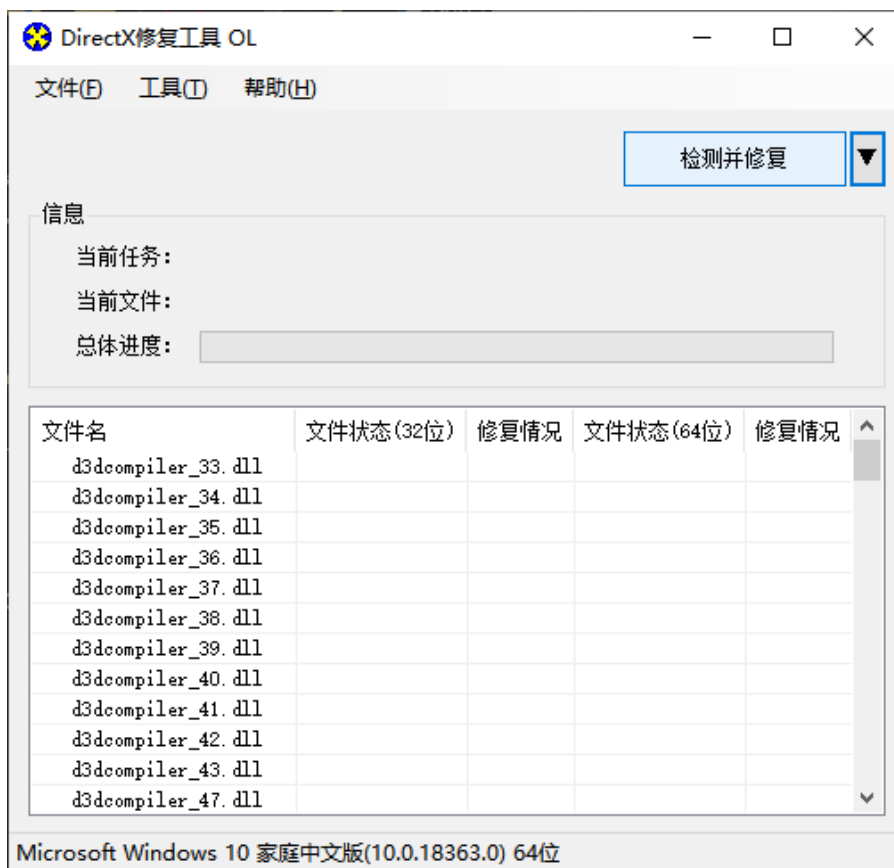


Figure 3.3-2 installation wizard, click the "detect and repair" button

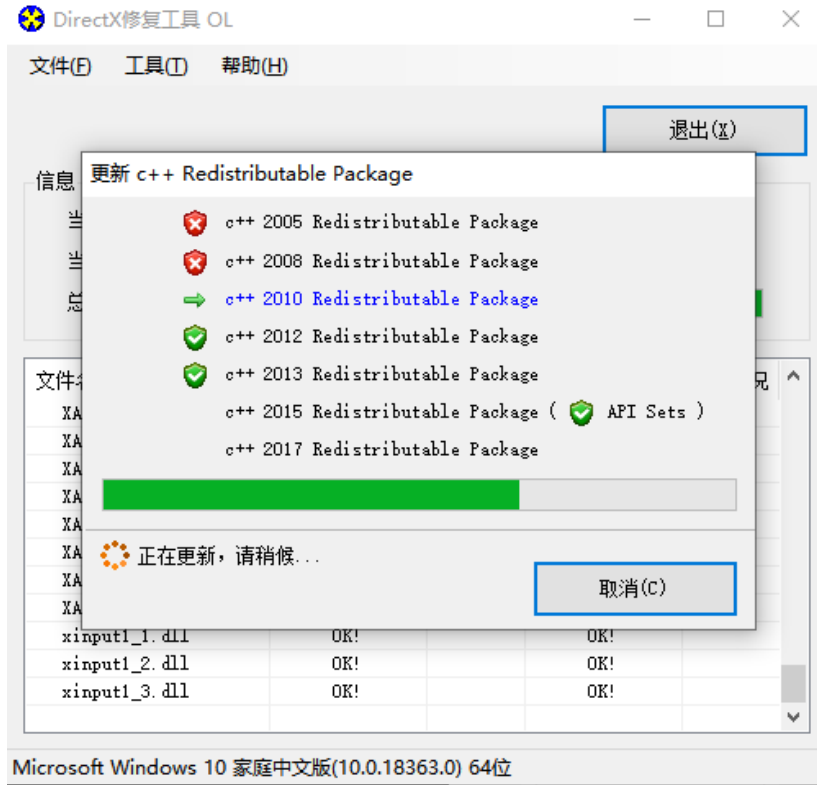


Figure 3.3-3 installation wizard, running...

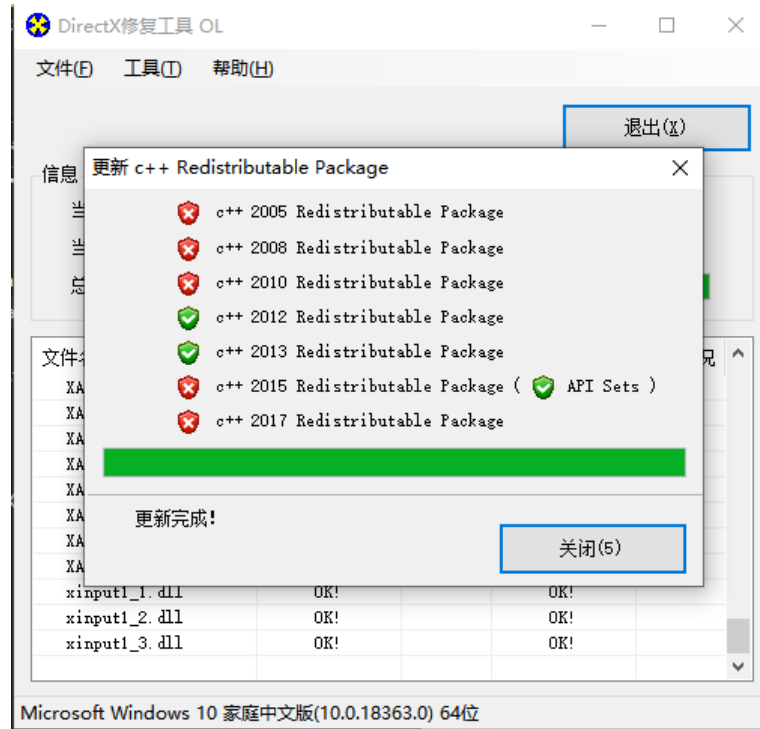


Figure 3.3-4 installation wizard, running...



Figure 3.3-5 installation wizard, click the "OK" button

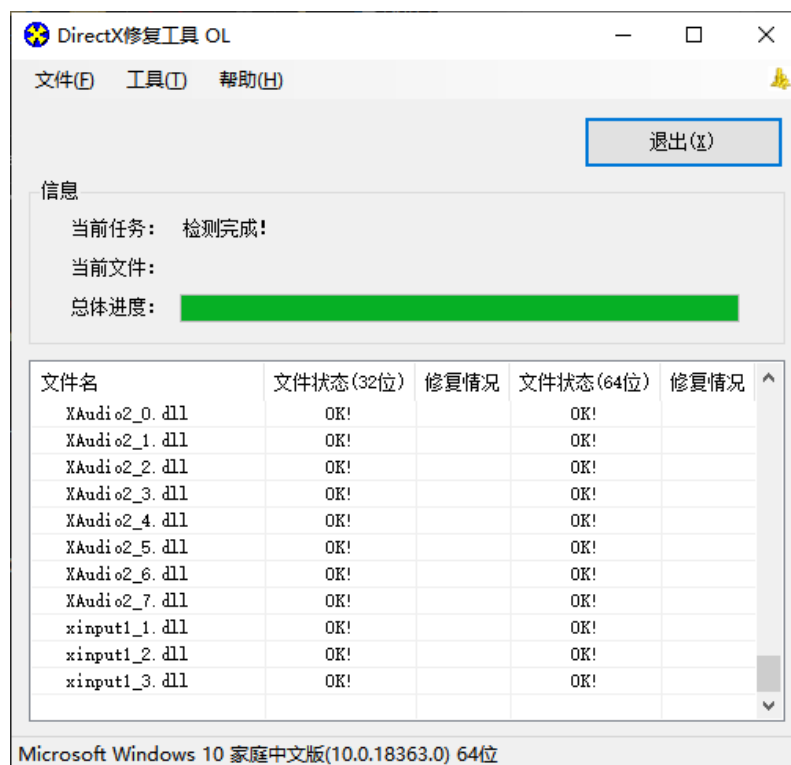


Figure 3.3-6 installation wizard, click the "exit" button to complete the repair

4 Version Description

Version	Date	Describe
Ver1.00	2020/11/6	First edition

IMPORTANT NOTICE – PLEASE READ CAREFULLY

Holychip reserves the right to make change without further notice to any products herein to improve reliability, function or design. Holychip does not assume any liability arising out of the application or use of any product or circuit described herein; neither does it convey any license under its patent rights nor the rights of others. Holychip products are not designed, intended, or authorized for use as components in system intended, for surgical implant into the body, or other applications intended to support or sustain life, or for any other application in which the failure of the Holychip product could create a situation where personal injury or death may occur. Should Buyer purchase or use Holychip products for any such unintended or unauthorized application. Buyer shall indemnify and hold Holychip and its officers, employees, subsidiaries, affiliates and distributors harmless against all claims, cost, damages, and expenses, and reasonable attorney fees arising out of, directly or indirectly, any claim of personal injury or death associated with such unintended or unauthorized use even if such claim alleges that Holychip was negligent regarding the design or manufacture of the part.

Holychip